

## Specifications

Power Input (Adapter)	100-240VAC 50/60Hz
Power Input (String Light)	5VDC 3A
Power Cord Length	8.2ft/2.5m (Including Control Box)
String Light Length	66ft/20m
Light Color	RGBW
Waterproof	Control Box (IP65) String Light (IP65)

## Troubleshooting

### ❶ Fails to connect to Wi-Fi.

- Make sure the distance between the device and the router is less than 100ft.
- Keep as few obstructions (e.g. wall, windows) as possible between the device and the router.
- Make sure the Wi-Fi name and the password you entered is correct.
- Make sure the Wi-Fi you connect to is 2.4GHz. 5GHz is not supported.

### ❷ Lost Wi-Fi connection./Cannot use the device with app.

- Make sure your home Wi-Fi works well.
- Check whether the Wi-Fi password has been modified.
- Keep as few obstructions (e.g. wall, windows) as possible between the device and the router.
- Check whether the device has connected to Wi-Fi .  
If the device is not connected to Wi-Fi, please re-connect the device to Wi-Fi as mentioned above.

### ❸ Cannot pair or connect with Alexa or Google Assistant.

- Ensure the stability of the Wi-Fi connection.
- Go to the app Settings page and follow the instructions under “User Guide” to pair the device again.

### ❹ The synchronization effect for Music Mode does not work properly.

- Ensure the control box is close to the music source, which will help the mic pick up sounds better.

### ❺ Can multiple users control one device?

- Each device can only be controlled by one account.
- If multiple users want to control the same device, ensure they are using the same account.

## Customer Service

🛡️ Warranty: 12-Month Limited Warranty

📞 Support: Lifetime Technical Support

✉️ Email: support@govee.com

🌐 Official Website: www.govee.com

📺 @Govee   📷 @govee\_official   📌 @govee.official

🐦 @Goveeofficial   📘 @Govee.smarthome

## FCC and ISED Canada Statement

This device complies with Part 15 of the FCC Rules and Industry Canada licence-exempt RSS standard(s). Operation is subject to the following two conditions:

- This device may not cause harmful interference, and
- This device must accept any interference received, including interference that may cause undesired operation.

Warning: Changes or modifications not expressly approved by the party responsible for compliance could void the user's authority to operate the equipment.

Le présent appareil est conforme aux CNR d'Industrie Canada applicables aux appareils radio exempts de licence. L'exploitation est autorisée aux deux conditions suivantes :

- L'appareil n' doit pas produire de brouillage, et
- L'utilisateur de l'appareil doit accepter tout brouillage radioélec trique subi, même si le brouillage est susceptible d'en compromettre le fonctionnement.

**NOTE:** This equipment has been tested and found to comply with the limits for a Class B digital device, pursuant to Part 15 of the FCC Rules.

These limits are designed to provide reasonable protection against harmful interference in a residential installation. This equipment generates uses and can radiate radio frequency energy and, if not installed and used in accordance with the instructions, may cause harmful interference to radio communications. However, there is no guarantee that interference will not occur in a particular installation. If this equipment does cause harmful interference to radio or television reception, which can be determined by turning the equipment off and on, the user is encouraged to try to correct the interference by one or more of the following measures:

- Reorient or relocate the receiving antenna.
- Increase the separation between the equipment and receiver.
- Connect the equipment into an outlet on a circuit different from that to which the receiver is connected.
- Consult the dealer or an experienced radio/TV technician for help.

## FCC and IC Radiation Exposure Statement

This equipment complies with FCC and IC radiation exposure limits set forth for an uncontrolled environment. This equipment should be installed and operated with minimum distance 20cm between the radiator & your body.

Lors de l'utilisation du produit, maintenez une distance de 20 cm du corps afin de vous conformer aux exigences en matière d'exposition RF.

This Class B digital apparatus complies with Canadian ICES-005. Cet appareil numérique de la classe B est conforme à la norme NMB-005 du Canada.

### Responsible party:

Name: GOVEE MOMENTS(US) TRADING LIMITED  
Address: 2501 Chatham Rd Suite R Springfield IL 62704  
Email: certification@govee.com  
Contact information: <https://www.govee.com/support>

The trademark Govee has been authorised to Shenzhen Qianyan Technology LTD.  
Copyright ©2021 Shenzhen Qianyan Technology LTD.  
All Rights Reserved.

The Bluetooth® word mark and logos are registered trademarks owned by Bluetooth SIG, Inc. and any use of such marks by Shenzhen Qianyan Technology LTD is under license.



# User Manual

**Model:** H70C4

Govee Christmas String Lights 2

## Safety Instructions

### READ AND FOLLOW ALL SAFETY INSTRUCTIONS

- The power adapter can be used outdoors but cannot be rinsed or immersed in water. It is recommended to place the power adapter within a watertight box.
- This product is rated as IP65 Waterproof. It can be used outdoors but cannot be immersed in water.
- Do not leave the children alone with the product. It might wrap around a child's neck and cause suffocation.
- Do not allow children to assemble and install this product without adult supervision.
- Avoid installing this product near major heat sources.
- External dimmers cannot be used with this product.
- Use this product with the provided power adapter only.
- The operating temperature should be within -20°C to 40°C (-4°F to 104°F).
- Do not use seasonal products outdoors unless marked suitable for indoor and outdoor use. When products are used in outdoor applications, connect the product to a Ground Fault Circuit Interrupting (GFCI) outlet. If one is not provided, contact a qualified electrician for proper installation.
- This seasonal use product is not intended for permanent installation or use.
- Do not mount or place near gas or electric heaters, fireplaces, candles or other similar sources of heat.
- Do not secure the wiring of the product with staples or nails, or place on sharp hooks or nails.
- Do not let lamps rest on the supply cord or on any wire.
- Unplug the product when leaving the house, or when retiring for the night, or if left unattended.
- This is an electric product – not a toy! To avoid risk of fire, burns, personal injury and electric shock it should not be played with or placed where small children can reach it.
- Do not use this product for other than its intended use.
- Do not hang ornaments or other objects from cord, wire, or light string.
- Do not cover the product with cloth, paper or any material not part of the product when in use.

01

- Do not close doors or windows on the product or extension cords as this may damage the wire insulation.
- Read and follow all instructions that are on the product or provided with the product.

SAVE THESE INSTRUCTIONS

## Introduction

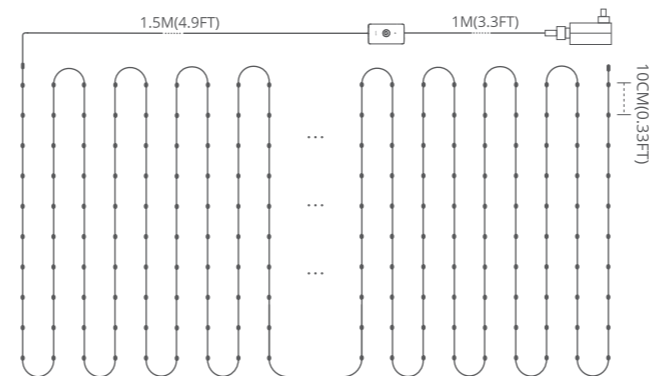
Thanks for choosing Govee Christmas String Lights 2. Govee Uni-IC Control technology enables individual lamp bead control to provide a multitude of lighting effects. The RGB lights enhance the ambiance for holidays such as Christmas, as well as other events, while the warm white light is for leisure time. In addition, this string light is IP65 waterproof and has a -20°C cold resistance, making it ideal for indoor and outdoor use.

## What You Get

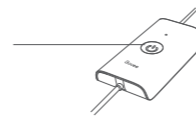
Item	Quantity
String Light	1
Power Adapter	1
User Manual	1
Service Card	1

02

## At a Glance



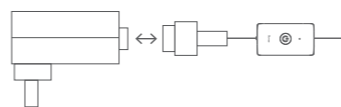
- Press to turn on or off.
- Press and hold for 5 seconds to reset.



Control Box

## Installing Your Device

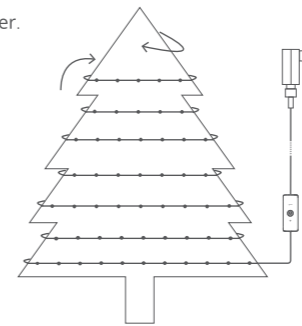
1. Connect the control box to the power adapter.



03

2. Take the string lights, fix it at the bottom then wrap around the branches from the bottom to the top.

3. Plug into power.



## Pairing Your Light with Govee Home App

### What You Need

- A Wi-Fi router supporting the 2.4GHz and 802.11 b/g/n bands. 5GHz is not supported.
- A smartphone or tablet running iOS or Android.



1. Download Govee Home app from the App Store (iOS devices) or Google Play (Android devices).
2. Turn on your smartphone's Bluetooth.
3. Open the app, tap the "+" icon in the top right corner and search for "H70C4".
4. Tap the device icon and follow the on-screen instructions to complete pairing.

04



Govee Home App

For FAQs and more information, please visit: [www.govee.com](http://www.govee.com)